

## Financial Position

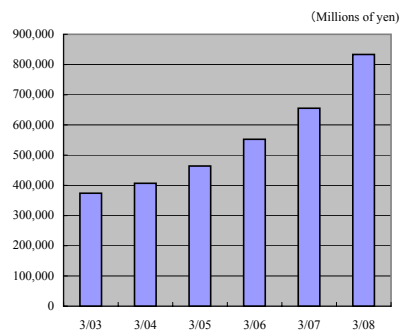
### Consolidated basis

	3/98	3/99	3/00	3/01	3/02	3/03	3/04	3/05	3/06	3/07	3/08
Total assets	342,231	348,852	369,678	372,718	360,008	373,755	407,049	463,812	552,341	655,326	833,096
Shareholders' equity	85,315	84,764	91,282	80,141	64,977	74,321	91,132	131,318	157,173	192,393	309,359
Interest-bearing debt	138,098	142,786	142,529	141,317	159,584	153,003	152,152	154,786	152,953	165,910	190,650
Shareholders' equity ratio (%)	25	24	25	22	18	20	22	28	29	29	37
Shareholders' equity per share (¥)	594	590	635	558	452	461	521	674	807	988	1,447

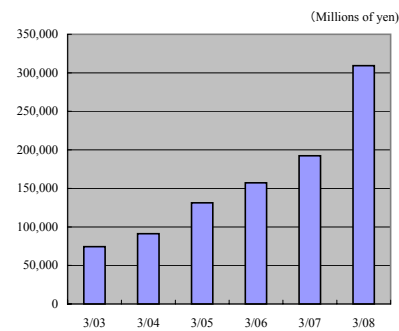
### Non-consolidated basis

	3/98	3/99	3/00	3/01	3/02	3/03	3/04	3/05	3/06	3/07	3/08
Total assets	288,295	283,671	284,447	289,020	249,015	259,845	275,108	328,315	339,889	387,188	482,309
Shareholders' equity	84,747	84,916	92,211	92,391	77,200	88,485	99,770	132,610	145,382	167,034	267,616
Interest-bearing debt	105,041	106,765	101,316	96,363	102,915	100,968	80,824	85,870	69,092	63,128	41,080
Shareholders' equity ratio (%)	29	30	32	32	31	34	36	40	43	43	56
Shareholders' equity per share (¥)	590	591	641	643	537	549	570	680	747	857	1,251
Issued number of shares	143,748,517	143,748,517	143,748,517	143,748,517	143,748,517	161,065,720	175,567,038	195,865,038	196,048,038	196,095,038	215,115,038

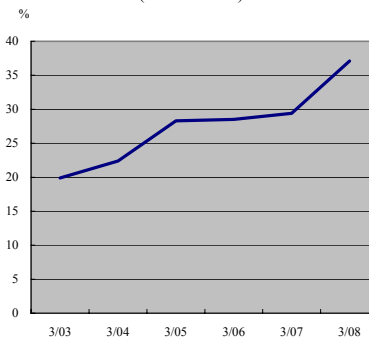
Total Assets  
(Consolidated)



Shareholders' Equity  
(Consolidated)



Shareholders' Equity Ratio  
(Consolidated)



Shareholders' Equity Per Share  
(Consolidated)

