


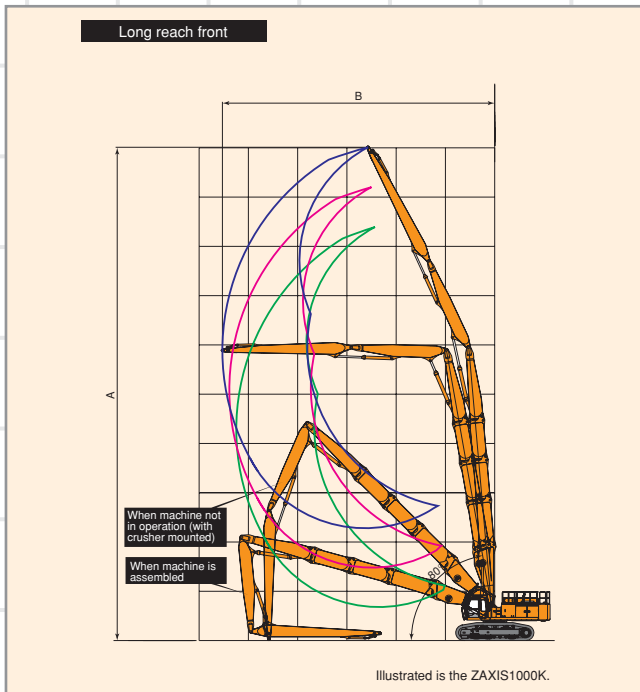
# Hydraulic Excavator with Multi-Purpose Boom

Long reach front and two-piece boom attachable

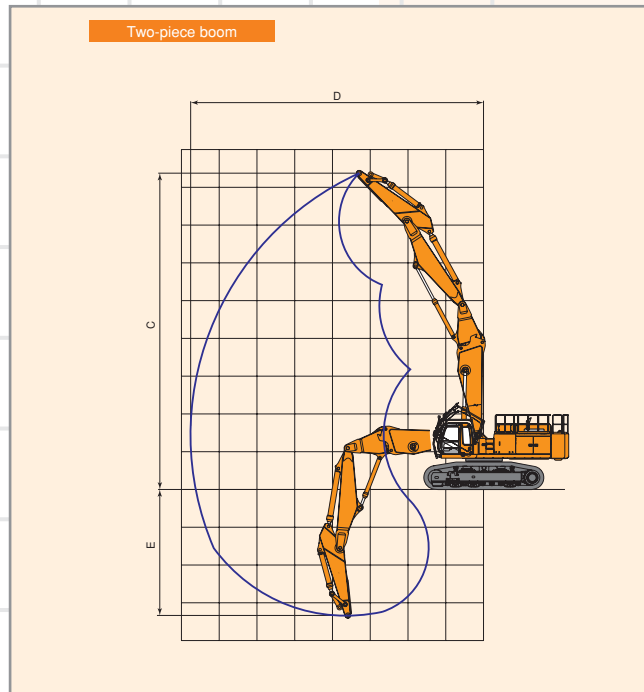
- Long reach front, two-piece boom, and multi-section boom can be selectively attached on one hydraulic excavator according to working height for efficient demolition.
- Maximum working height is 40 m when using long reach front, highest in crawler-type excavators in Japan.



## Working Ranges



## Working Ranges



## Long Reach Front

Model	ZAXIS450LCH	ZAXIS1000K
Front	3 stages	3 stages, 4-section boom
Operating weight (incl. crusher) kg	57 800	98 700
Ground pressure kPa	98	135
Max. crusher weight kg	2 400	2 400
A Max. working height mm	27 000	40 000
B Max. working reach mm	14 620	22 110

## Two-Piece Boom

Model	ZAXIS450LCH	ZAXIS1000K
Front	Standard	Standard
Operating weight (incl. crusher) kg	57 600	95 900
Ground pressure kPa	98	131
Max. crusher weight kg	4 500	4 800
C Max. working height mm	14 630	16 750
D Max. working reach mm	13 080	15 510
E Max. digging depth mm	6 220	6 670