

# High-Mount Cab (lift, fixed, and link types)

For achieving safe and high-efficiency loading jobs

- Lift type

The cab is designed to vertically lift, allowing the operator to watch loading jobs more easily than with an obliquely-sliding cab.

Cab lift height can be adjusted according to job site situations.

- Fixed type

Suitable for constant, stable operation, if transport is not required.

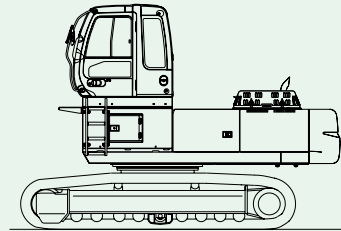
- Link type

The cab can be positioned to an optional location appropriate to the job handled.

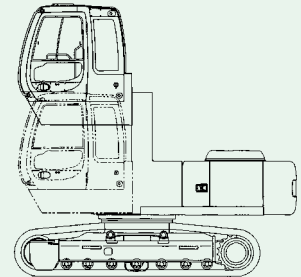
- Structure ●



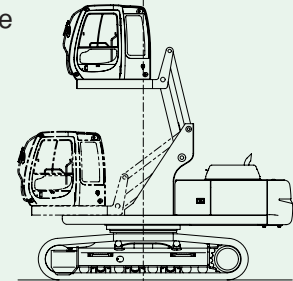
Fixed type



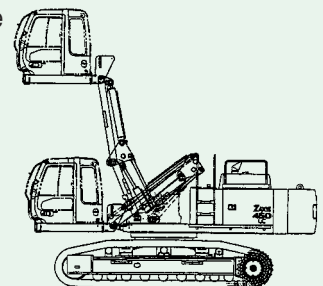
Lift type



Single link type



Two link type



- Specifications ●

		ZAXIS200	ZAXIS230	ZAXIS330	ZAXIS450	
Height at Max. cab stroke	Fixed type*	mm		1 000		
					1 500	
					2 000	
	Lift type	mm		1 500		
	Single link type	mm	2 500		2 800	
Two link type	mm	■		3 700		

<Notes> ●\*Height of the fixed type can be made more than 1000 mm.

● Some models other than the above are applicable.